




Call Features by Keyboard:

Feature	Keyboard
Answer a Call	Enter
Dial a New Call	F12
Blind Transfer	F2
Voicemail Transfer	F3
Drop Call	End
Complete Transfer	Ctrl + T
Place Call on Hold	F4

Supervised Transfers

Click  in the directory panel or press **F12**. You can hear the progress of the outgoing call while the original caller is put on hold.

If the incoming call is accepted for transfer, complete the transfer by clicking  or pressing **Ctrl+T**.

If the user does not want to receive the incoming call, finish the consultation call by clicking  or pressing **End**. Return to the original caller by taking them off hold.